



Date	Day	Segments	CDS	SY
Thu, Oct 17	1	9	3	18,266
Fri, Oct 18	2	8	4	15,221
Mon, Oct 21	3	9	3	17,754
Total				51,241

Roseland Pavement Maintenance 2024

City Contract No. C02300

Contractor: Ghilotti Brothers

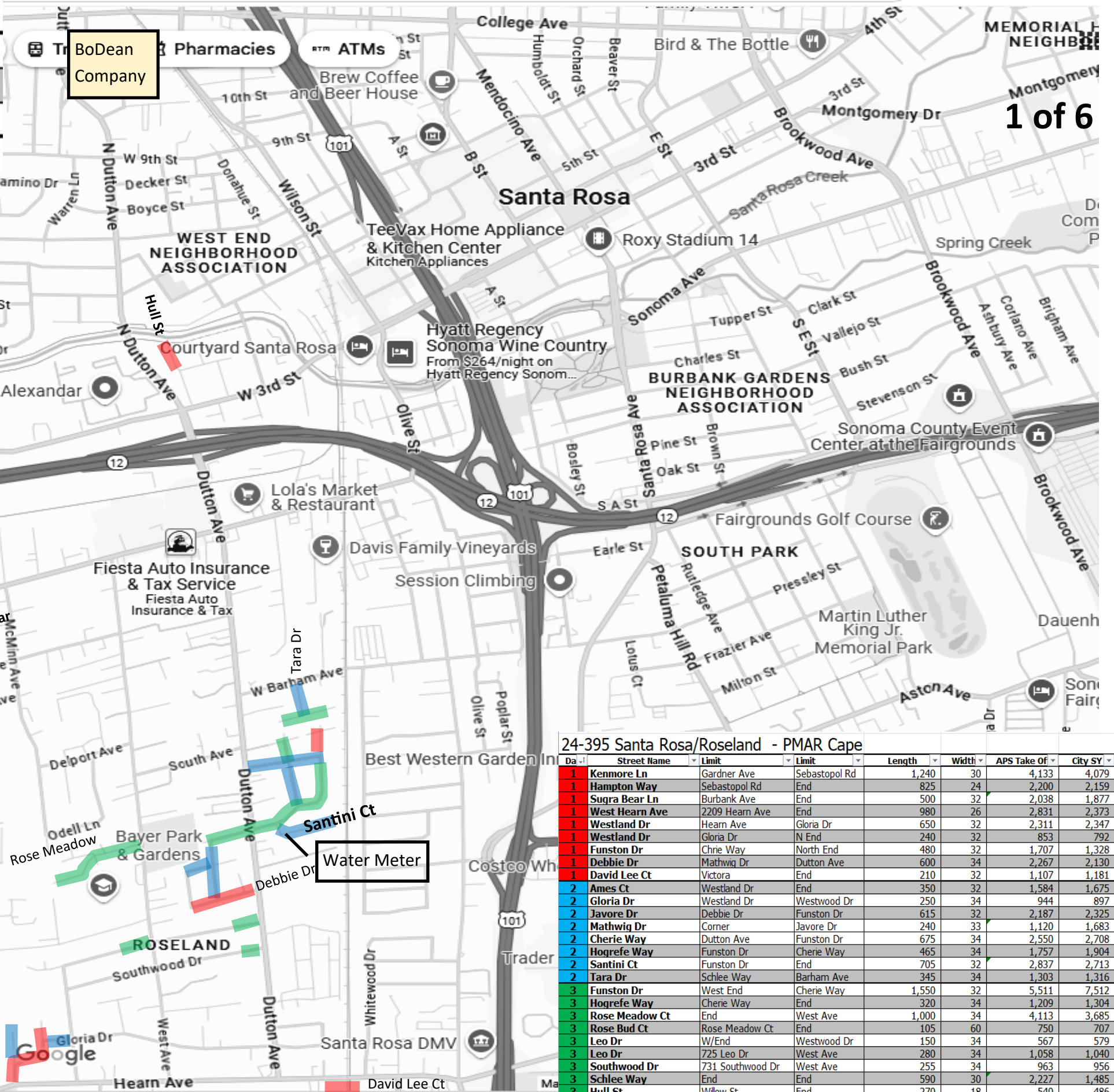
2b_Chip_Seal_Schedule as of 10/16/2024

24-395 Santa Rosa/Roseland - PMAR Cape

Day	Street Name	Limit	Limit	Length	Width	APS Take Off	City SY
1	Kenmore Ln	Gardner Ave	Sebastopol Rd	1,240	30	4,133	4,079
1	Hampton Way	Sebastopol Rd	End	825	24	2,200	2,159
1	Sugra Bear Ln	Burbank Ave	End	500	32	2,038	1,877
1	West Hearn Ave	2209 Hearn Ave	End	980	26	2,831	2,373
1	Westland Dr	Hearn Ave	Gloria Dr	650	32	2,311	2,347
1	Westland Dr	Gloria Dr	N End	240	32	853	792
1	Funston Dr	Chrie Way	North End	480	32	1,707	1,328
1	Debbie Dr	Mathwig Dr	Dutton Ave	600	34	2,267	2,130
1	David Lee Ct	Victoria	End	210	32	1,107	1,181
2	Ames Ct	Westland Dr	End	350	32	1,584	1,675
2	Gloria Dr	Westland Dr	Westwood Dr	250	34	944	897
2	Javore Dr	Debbie Dr	Funston Dr	615	32	2,187	2,325
2	Mathwig Dr	Corner	Javore Dr	240	33	1,120	1,683
2	Cherie Way	Dutton Ave	Funston Dr	675	34	2,550	2,708
2	Hogrefe Way	Funston Dr	Cherie Way	465	34	1,757	1,904
2	Santini Ct	Funston Dr	End	705	32	2,837	2,713
2	Tara Dr	Schlee Way	Barham Ave	345	34	1,303	1,316
3	Funston Dr	West End	Cherie Way	1,550	32	5,511	7,512
3	Hogrefe Way	Cherie Way	End	320	34	1,209	1,304
3	Rose Meadow Ct	End	West Ave	1,000	34	4,113	3,685
3	Rose Bud Ct	Rose Meadow Ct	End	105	60	750	707
3	Leo Dr	W/End	Westwood Dr	150	34	567	579
3	Leo Dr	725 Leo Dr	West Ave	280	34	1,058	1,040
3	Southwood Dr	731 Southwood Dr	West Ave	255	34	963	956
3	Schlee Way	End	End	590	30	2,227	1,485
3	Hull St	Willow St	End	270	18	540	486

24-395 Santa Rosa—PMAR Cape

Date	Day	Segments	CDS	SY
Thu, Oct 17	1	9	3	18,266
Fri, Oct 18	2	8	4	15,221
Mon, Oct 21	3	9	3	17,754
Total				51,241



Date	Street Name	Limit	Limit	Length	Width	APS Take Off	City SY
1	Kenmore Ln	Gardner Ave	Sebastopol Rd	1,240	30	4,133	4,079
1	Hampton Way	Sebastopol Rd	End	825	24	2,200	2,159
1	Sugra Bear Ln	Burbank Ave	End	500	32	2,038	1,877
1	West Hearn Ave	2209 Hearn Ave	End	980	26	2,831	2,373
1	Westland Dr	Hearn Ave	Gloria Dr	650	32	2,311	2,347
1	Westland Dr	Gloria Dr	N End	240	32	853	792
1	Funston Dr	Cherie Way	North End	480	32	1,707	1,328
1	Debbie Dr	Mathwig Dr	Dutton Ave	600	34	2,267	2,130
1	David Lee Ct	Victoria	End	210	32	1,107	1,181
2	Ames Ct	Westland Dr	End	350	32	1,584	1,675
2	Gloria Dr	Westland Dr	Westwood Dr	250	34	944	897
2	Debbie Dr	Debbie Dr	Funston Dr	615	32	2,187	2,325
2	Mathwig Dr	Corner	Javore Dr	240	33	1,120	1,683
2	Cherie Way	Dutton Ave	Funston Dr	675	34	2,550	2,708
2	Hogrefe Way	Funston Dr	Cherie Way	465	34	1,757	1,904
2	Santini Ct	Funston Dr	End	705	32	2,837	2,713
2	Tara Dr	Schlee Way	Barham Ave	345	34	1,303	1,316
3	Funston Dr	West End	Cherie Way	1,550	32	5,511	7,512
3	Hogrefe Way	Cherie Way	End	320	34	1,209	1,304
3	Rose Meadow Ct	End	West Ave	1,000	34	4,113	3,685
3	Rose Bud Ct	Rose Meadow Ct	End	105	60	750	707
3	Leo Dr	W/End	Westwood Dr	150	34	567	579
3	Leo Dr	725 Leo Dr	West Ave	280	34	1,058	1,040
3	Southwood Dr	731 Southwood Dr	West Ave	255	34	963	956
3	Schlee Way	End	End	590	30	2,227	1,485
3	Hull St	Willow St	End	270	18	540	486

24-395 Santa Rosa—PMAR Cape

Date	Day	Segments	CDS	SY
Thu, Oct 17	1	9	3	18,266
Fri, Oct 18	2	8	4	15,221
Mon, Oct 21	3	9	3	17,754

Total 51,241



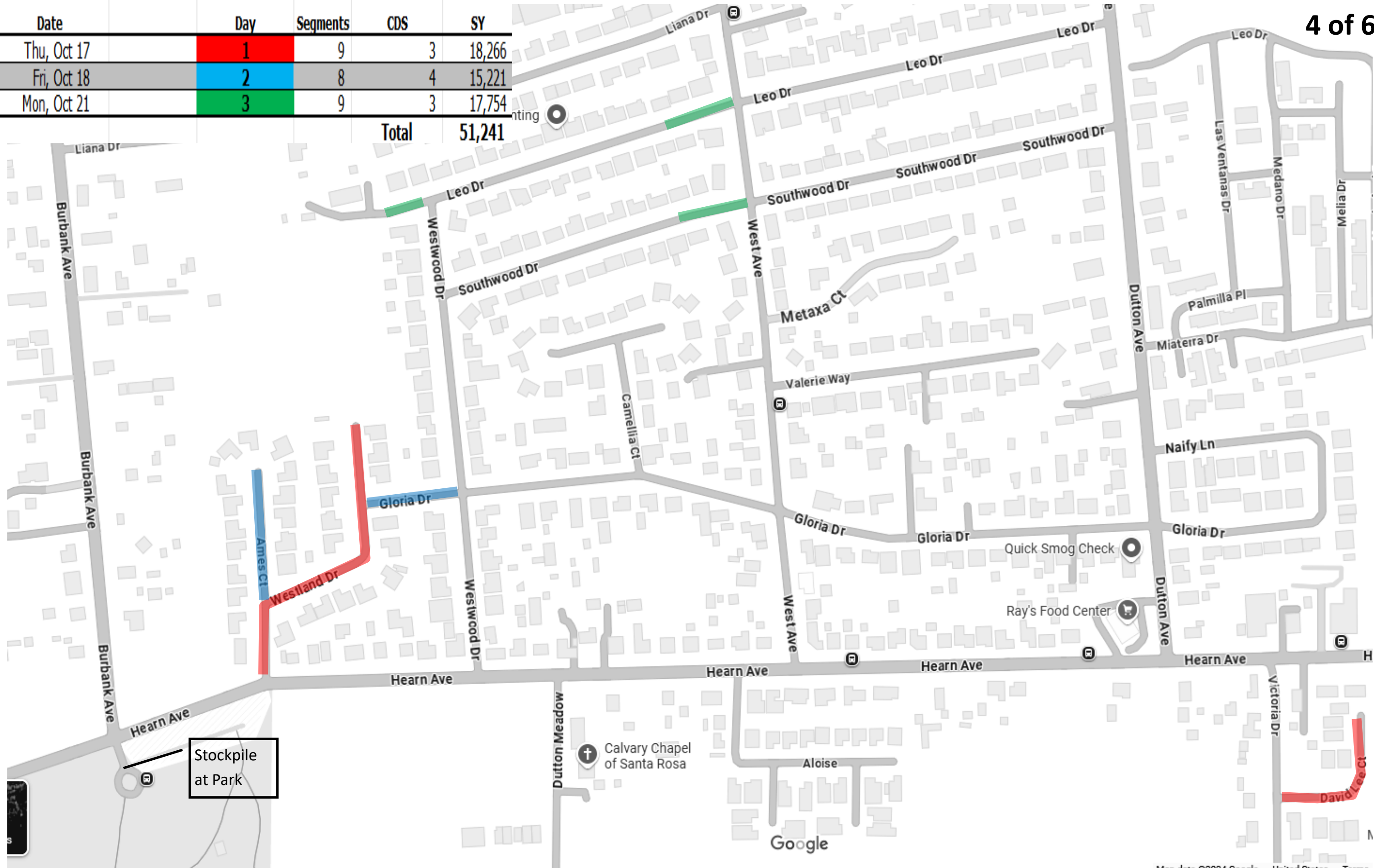
Date	Day	Segments	CDS	SY
Thu, Oct 17	1	9	3	18,266
Fri, Oct 18	2	8	4	15,221
Mon, Oct 21	3	9	3	17,754
Total				51,241



Santa Rosa—Roseland Pavement Maintenance 2024

24-395 Santa Rosa—PMAR Cape

Date	Day	Segments	CDS	SY
Thu, Oct 17	1	9	3	18,266
Fri, Oct 18	2	8	4	15,221
Mon, Oct 21	3	9	3	17,754
		Total		51,241

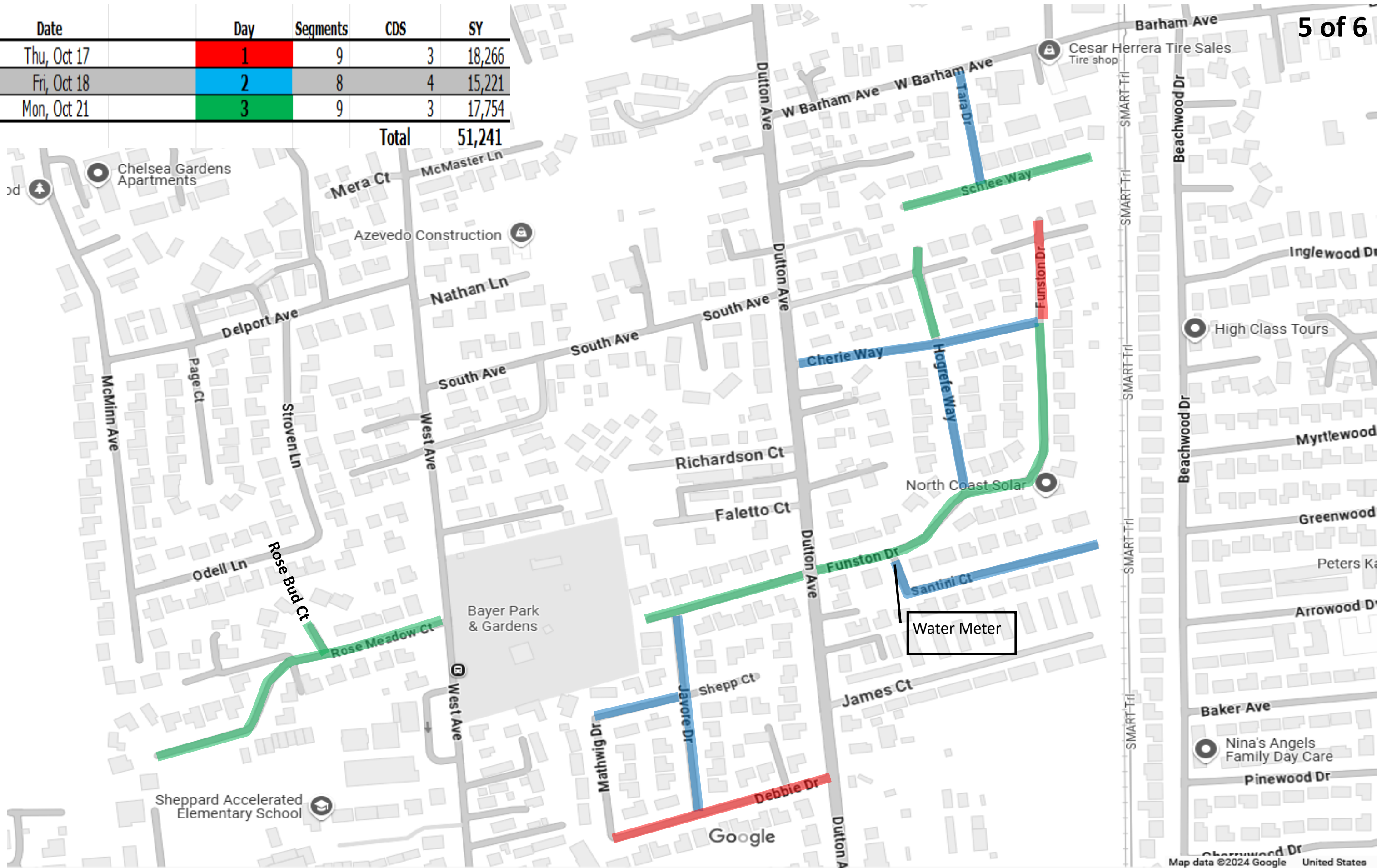


Stockpile at Park

24-395 Santa Rosa—PMAR Cape

Date	Day	Segments	CDS	SY
Thu, Oct 17	1	9	3	18,266
Fri, Oct 18	2	8	4	15,221
Mon, Oct 21	3	9	3	17,754

Total 51,241



24-395 Santa Rosa—PMAR Cape

Date	Day	Segments	CDS	SY
Thu, Oct 17	1	9	3	18,266
Fri, Oct 18	2	8	4	15,221
Mon, Oct 21	3	9	3	17,754
Total				51,241



Santa Rosa—Roseland Pavement Maintenance 2024