


- LEGEND**
- = INSTALL THERMOPLASTIC ARROW PER C.S.P. A24A TYP.
 - = INSTALL THERMOPLASTIC BIKE LOOP DETECTOR SYMBOL (LEFT FACING) PER C.S.P. A24C TYP.
 - = INSTALL THERMOPLASTIC BIKE LANE SYMBOL (LEFT FACING) & ARROW PER C.S.P. A24A, A24C TYP.
 - = INSTALL THERMOPLASTIC SHARED LANE MARKING SYMBOL PER C.S.P. A24C TYP.
 - = INSTALL LANE LINE PER C.S.P. A20A, DETAIL 9 TYP.
 - = INSTALL CENTERLINE LINE PER C.S.P. A20A, DETAIL 2 TYP.
 - = INSTALL DOUBLE YELLOW CENTERLINE PER C.S.P. A20A, DET. 22 TYP.
 - = INSTALL 2-WAY LEFT TURN LANE PER C.S.P. A20B DETAIL 32 TYP.
 - (A) = INSTALL 4" THERMOPLASTIC RIGHT EDGELINE PER C.S.P. A20B, DETAIL 27B TYP.
 - (B) = INSTALL 6" THERMOPLASTIC BIKE LANE LINE PER C.S.P. A20D, DETAIL 39, 39A TYP.
 - (C) = INSTALL 8" THERMOPLASTIC CHANNELIZING LINE PER C.S.P. A20D, DETAIL 38, 38A TYP.
 - (D) = INSTALL 12" THERMOPLASTIC CROSSWALK OR LIMIT LINE PER C.S.P. A24E, A24F TYP.
 - (E) = INSTALL THERMOPLASTIC PAVEMENT MARKING PER C.S.P. A24C, A24D, A24E TYP.
 - = INSTALL SIGN
 - = APPROXIMATE SLURRY LIMITS

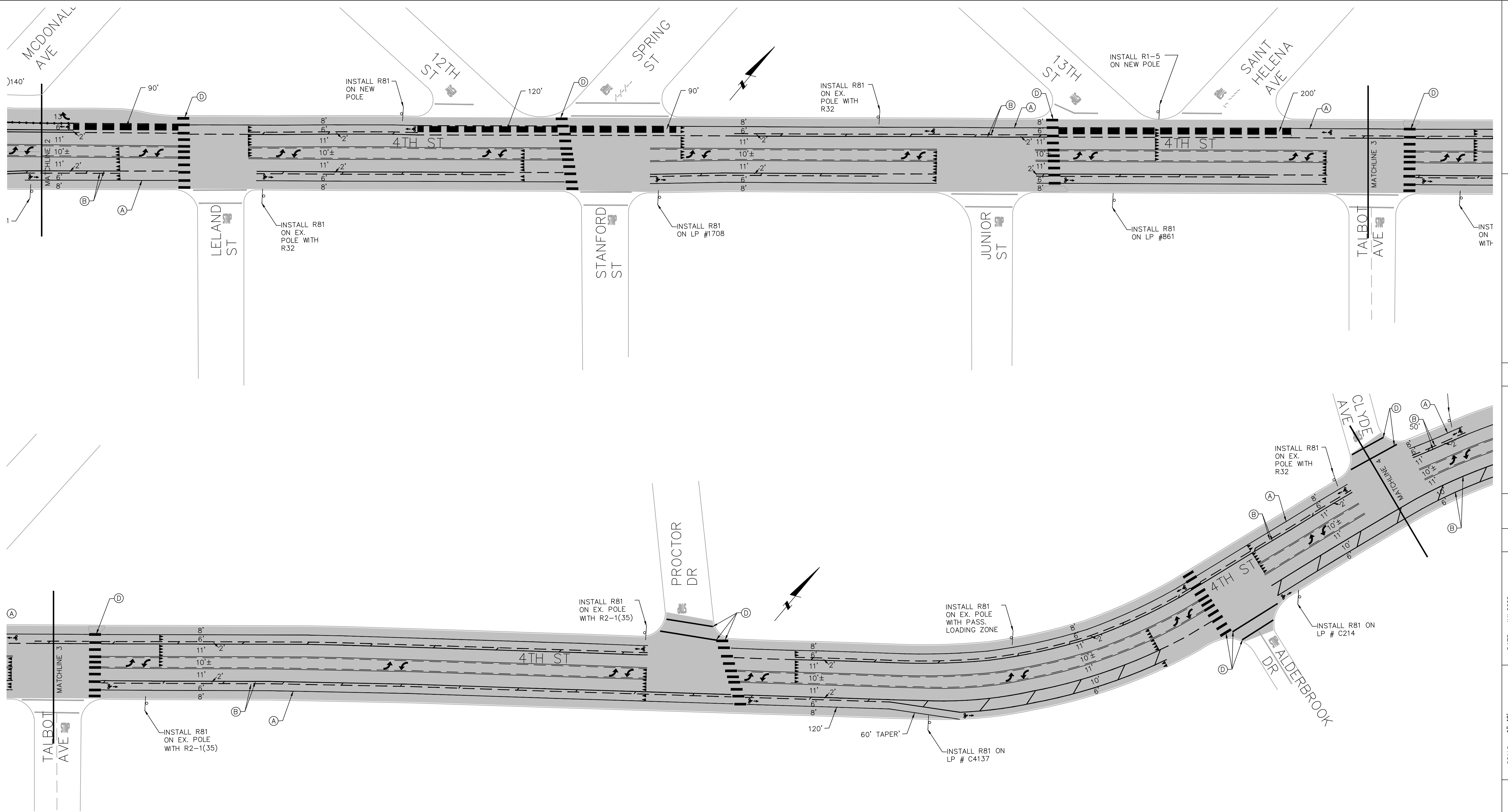


NO.	DATE	REVISION	BY


DATE: JUL2023	CHK BY: MAV
SCALE: 1"=40'	DWN BY: PAP

City of Santa Rosa
SANTA ROSA PAVEMENT MAINTENANCE 2023
4TH STREET (E STREET TO BRYDEN LANE)
STRIPING PLAN

CONTRACT NO. C02424
 SHEET 1 OF 8
 FILE NO.



- LEGEND**
- = INSTALL THERMOPLASTIC ARROW PER C.S.P. A24A TYP.
 - = INSTALL THERMOPLASTIC BIKE LOOP DETECTOR SYMBOL (LEFT FACING) PER C.S.P. A24C TYP.
 - = INSTALL THERMOPLASTIC BIKE LANE SYMBOL (LEFT FACING) & ARROW PER C.S.P. A24A, A24C TYP.
 - = INSTALL THERMOPLASTIC SHARED LANE MARKING SYMBOL PER C.S.P. A24C TYP.
 - = INSTALL LANE LINE PER C.S.P. A20A, DETAIL 9 TYP.
 - = INSTALL CENTERLINE LINE PER C.S.P. A20A, DETAIL 2 TYP.
 - = INSTALL DOUBLE YELLOW CENTERLINE PER C.S.P. A20A, DET. 22 TYP.
 - = INSTALL 2-WAY LEFT TURN LANE PER C.S.P. A20B DETAIL 32 TYP.
 - (A) = INSTALL 4" THERMOPLASTIC RIGHT EDGELINE PER C.S.P. A20B, DETAIL 27B TYP.
 - (B) = INSTALL 6" THERMOPLASTIC BIKE LANE LINE PER C.S.P. A20D, DETAIL 39, 39A TYP.
 - (C) = INSTALL 8" THERMOPLASTIC CHANNELIZING LINE PER C.S.P. A20D, DETAIL 38, 38A TYP.
 - (D) = INSTALL 12" THERMOPLASTIC CROSSWALK OR LIMIT LINE PER C.S.P. A24E, A24F TYP.
 - (E) = INSTALL THERMOPLASTIC PAVEMENT MARKING PER C.S.P. A24C, A24D, A24E TYP.
 - = INSTALL SIGN
 - = APPROXIMATE SLURRY LIMITS

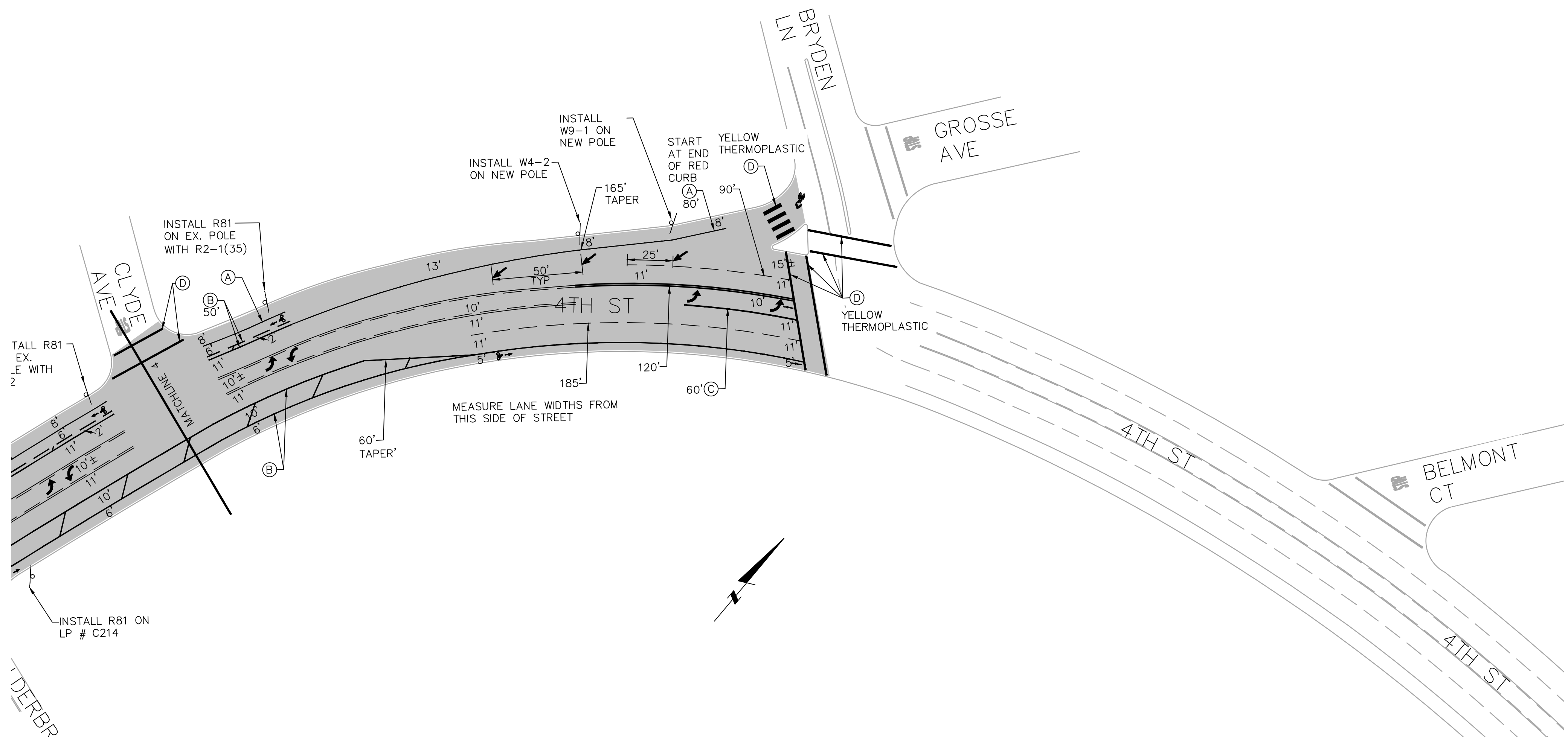


NO.	DATE	REVISION	BY

DATE: JUL 2023	CHK BY: MAV
SCALE: 1"=40'	DWN BY: PAP

City of Santa Rosa
SANTA ROSA PAVEMENT MAINTENANCE 2023
4TH STREET (E STREET TO BRYDEN LANE)
STRIPING PLAN

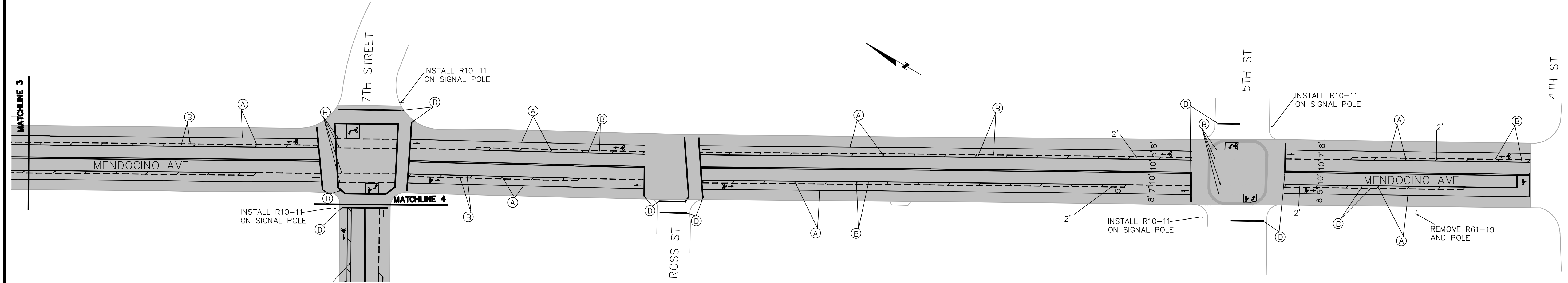
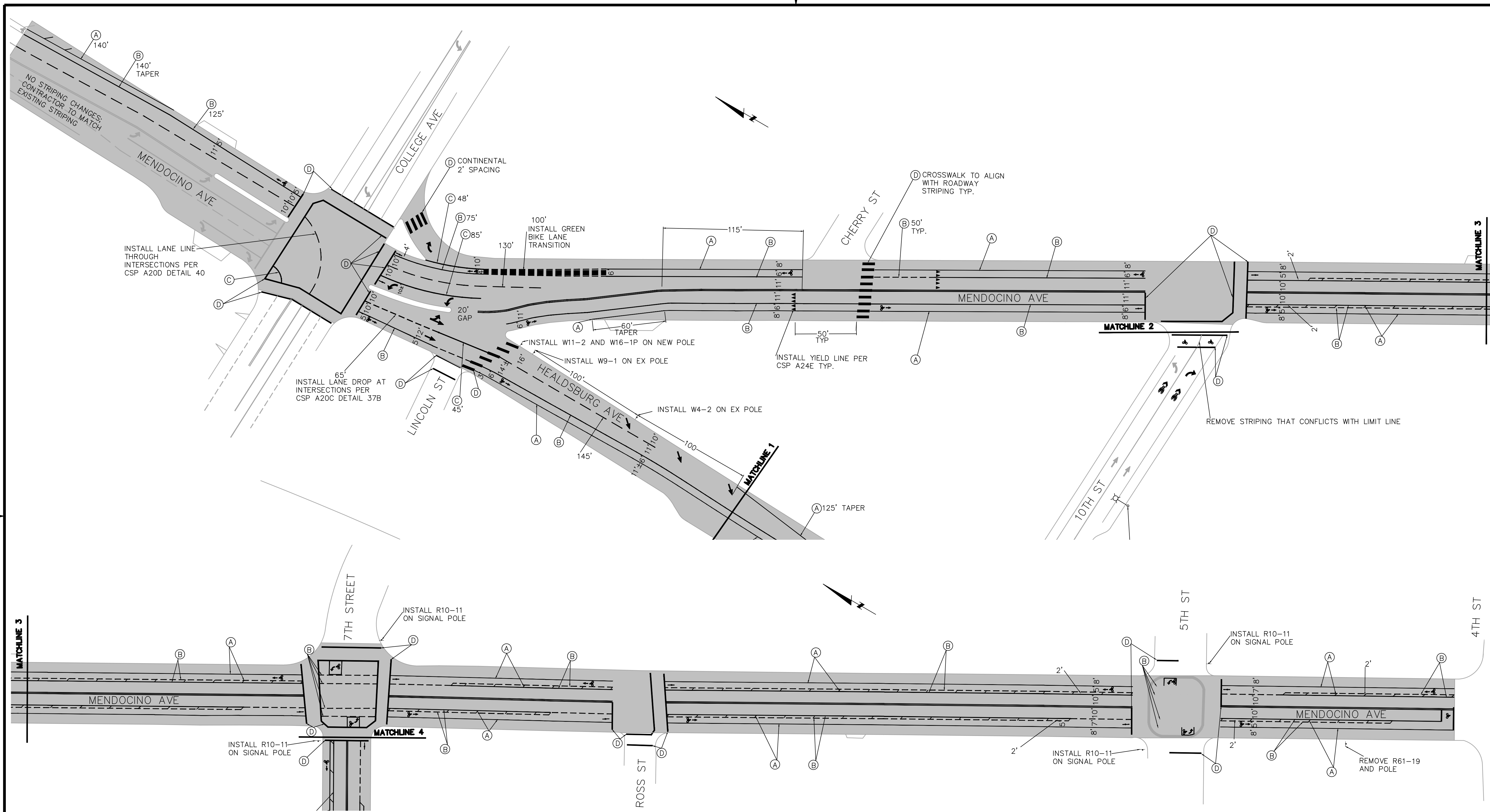
CONTRACT NO. C02424
 SHEET 2 OF 8
 FILE NO.




- LEGEND**
- = INSTALL THERMOPLASTIC ARROW PER C.S.P. A24A TYP.
 - = INSTALL THERMOPLASTIC BIKE LOOP DETECTOR SYMBOL (LEFT FACING) PER C.S.P. A24C TYP.
 - = INSTALL THERMOPLASTIC BIKE LANE SYMBOL (LEFT FACING) & ARROW PER C.S.P. A24A, A24C TYP.
 - = INSTALL THERMOPLASTIC SHARED LANE MARKING SYMBOL PER C.S.P. A24C TYP.
 - = INSTALL LANE LINE PER C.S.P. A20A, DETAIL 9 TYP.
 - = INSTALL CENTERLINE LINE PER C.S.P. A20A, DETAIL 2 TYP.
 - = INSTALL DOUBLE YELLOW CENTERLINE PER C.S.P. A20A, DET. 22 TYP.
 - = INSTALL 2-WAY LEFT TURN LANE PER C.S.P. A20B DETAIL 32 TYP.
 - (A) = INSTALL 4" THERMOPLASTIC RIGHT EDGELINE PER C.S.P. A20B, DETAIL 27B TYP.
 - (B) = INSTALL 6" THERMOPLASTIC BIKE LANE LINE PER C.S.P. A20D, DETAIL 39, 39A TYP.
 - (C) = INSTALL 8" THERMOPLASTIC CHANNELIZING LINE PER C.S.P. A20D, DETAIL 38, 38A TYP.
 - (D) = INSTALL 12" THERMOPLASTIC CROSSWALK OR LIMIT LINE PER C.S.P. A24E, A24F TYP.
 - (E) = INSTALL THERMOPLASTIC PAVEMENT MARKING PER C.S.P. A24C, A24D, A24E TYP.
 - = INSTALL SIGN
 - = APPROXIMATE SLURRY LIMITS

City of Santa Rosa

DATE: JUL 2023	CHK BY: MAV	NO.	DATE	BY
SCALE: 1"=40'	DWN BY: PAP			
City of Santa Rosa SANTA ROSA PAVEMENT MAINTENANCE 2023 4TH STREET (E STREET TO BRYDEN LANE)		STRIPING PLAN		
CONTRACT NO. C02424				
SHEET 3 OF 8				
FILE NO.				



- LEGEND**
- = INSTALL THERMOPLASTIC ARROW PER C.S.P. A24A TYP.
 - = INSTALL THERMOPLASTIC BIKE LOOP DETECTOR SYMBOL PER C.S.P. A24C TYP.
 - = INSTALL THERMOPLASTIC BIKE LANE SYMBOL AND ARROW PER C.S.P. A24A, A24C TYP.
 - = INSTALL THERMOPLASTIC SHARED LANE MARKING SYMBOL PER C.S.P. A24C TYP.
 - = INSTALL DOUBLE YELLOW CENTERLINE PER 2010 C.S.P. A20A, DETAIL 22 TYP.
 - = INSTALL LANE LINE PER 2010 C.S.P. A20A, DETAIL 9 TYP.
 - (A) = INSTALL 4" THERMOPLASTIC RIGHT EDGELINE PER 2010 C.S.P. A20B, DETAIL 27B TYP.
 - (B) = INSTALL 6" THERMOPLASTIC BIKE LANE LINE PER C.S.P. A20D, DETAIL 39, 39A TYP.
 - (C) = INSTALL 8" THERMOPLASTIC CHANNELIZING LINE PER C.S.P. A20D, DETAIL 38, 38A TYP.
 - (D) = INSTALL 12" THERMOPLASTIC CROSSWALK OR LIMIT LINE PER C.S.P. A24E, A24F TYP.
 - (E) = INSTALL THERMOPLASTIC PAVEMENT MARKING PER C.S.P. A24C, A24D, A24E TYP.

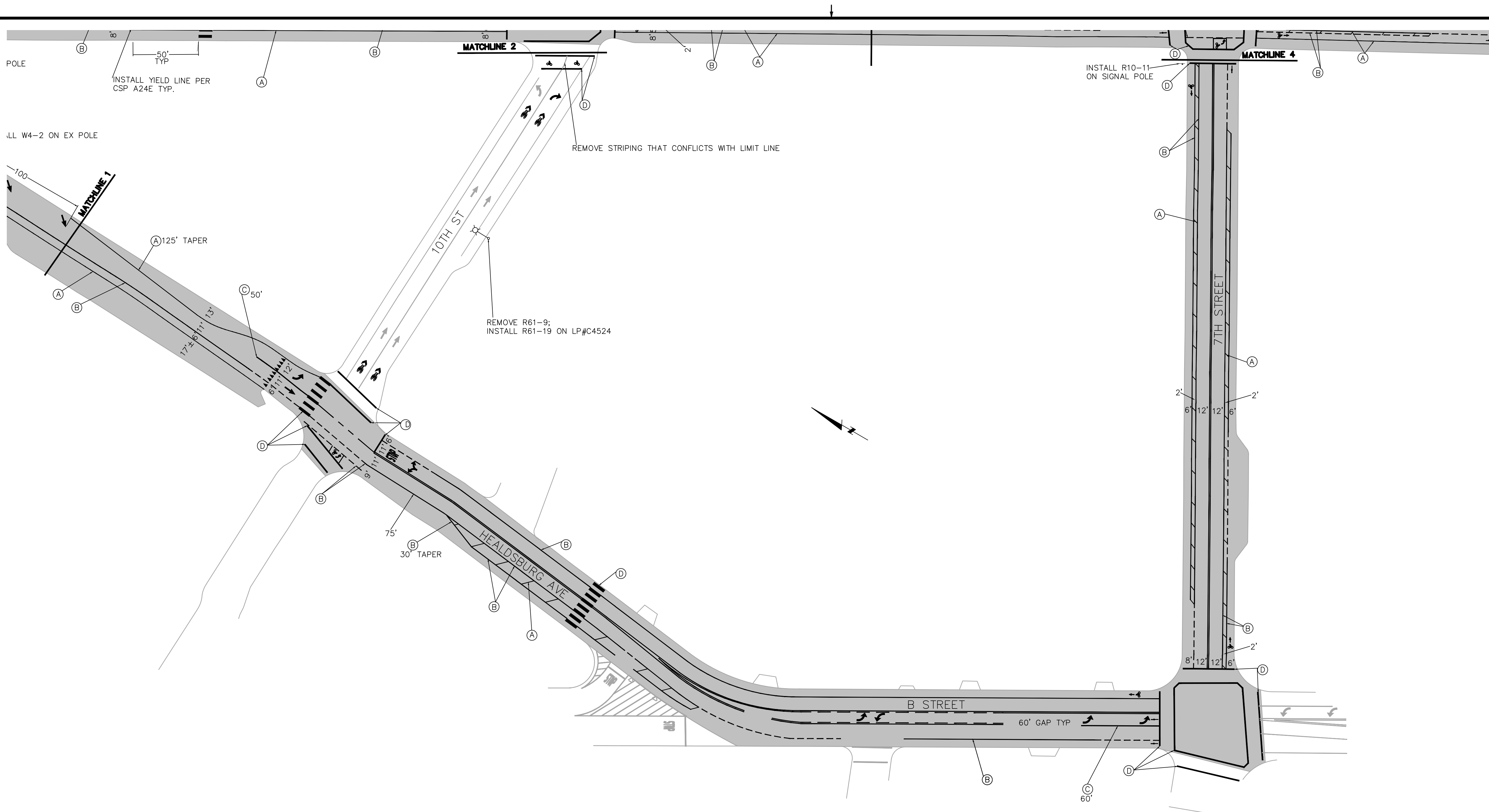


NO.	DATE	REVISION	BY

SCALE: 1:40
 DATE: JUL2023
 DWN BY: ATO
 CHK BY: MAV

City of Santa Rosa
SANTA ROSA PAVEMENT
MAINTENANCE 2023
MENDOCINO AVE (COLLEGE - 4TH),
HEALDSBURG AVE

CONTRACT NO.
 CO2424
 SHEET 4 OF 8
 FILE NO.



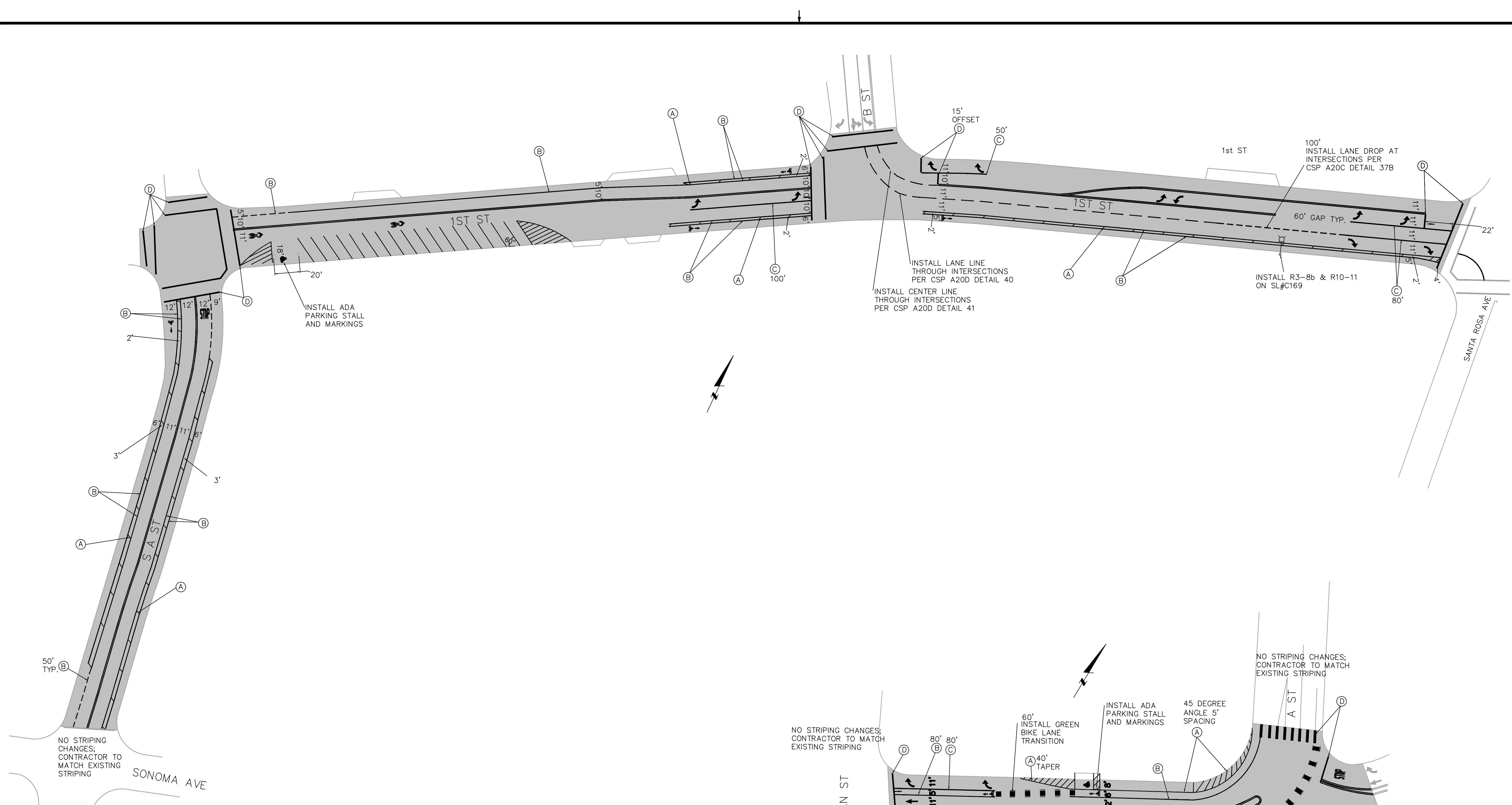
- LEGEND**
- = INSTALL THERMOPLASTIC ARROW PER C.S.P. A24A TYP.
 - = INSTALL THERMOPLASTIC BIKE LOOP DETECTOR SYMBOL PER C.S.P. A24C TYP.
 - = INSTALL THERMOPLASTIC BIKE LANE SYMBOL AND ARROW PER C.S.P. A24A, A24C TYP.
 - = INSTALL THERMOPLASTIC SHARED LANE MARKING SYMBOL PER C.S.P. A24C TYP.
 - = INSTALL DOUBLE YELLOW CENTERLINE PER 2010 C.S.P. A20A, DETAIL 22 TYP.
 - = INSTALL LANE LINE PER 2010 C.S.P. A20A, DETAIL 9 TYP.
 - (A) = INSTALL 4" THERMOPLASTIC RIGHT EDGELINE PER 2010 C.S.P. A20B, DETAIL 27B TYP.
 - (B) = INSTALL 6" THERMOPLASTIC BIKE LANE LINE PER C.S.P. A20D, DETAIL 39, 39A TYP.
 - (C) = INSTALL 8" THERMOPLASTIC CHANNELIZING LINE PER C.S.P. A20D, DETAIL 38, 38A TYP.
 - (D) = INSTALL 12" THERMOPLASTIC CROSSWALK OR LIMIT LINE PER C.S.P. A24E, A24F TYP.
 - (E) = INSTALL THERMOPLASTIC PAVEMENT MARKING PER C.S.P. A24C, A24D, A24E TYP.



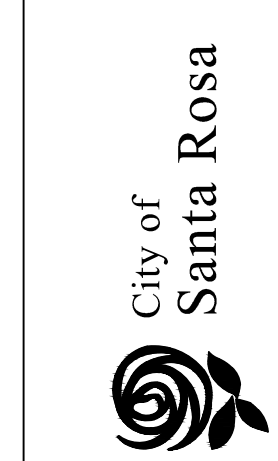
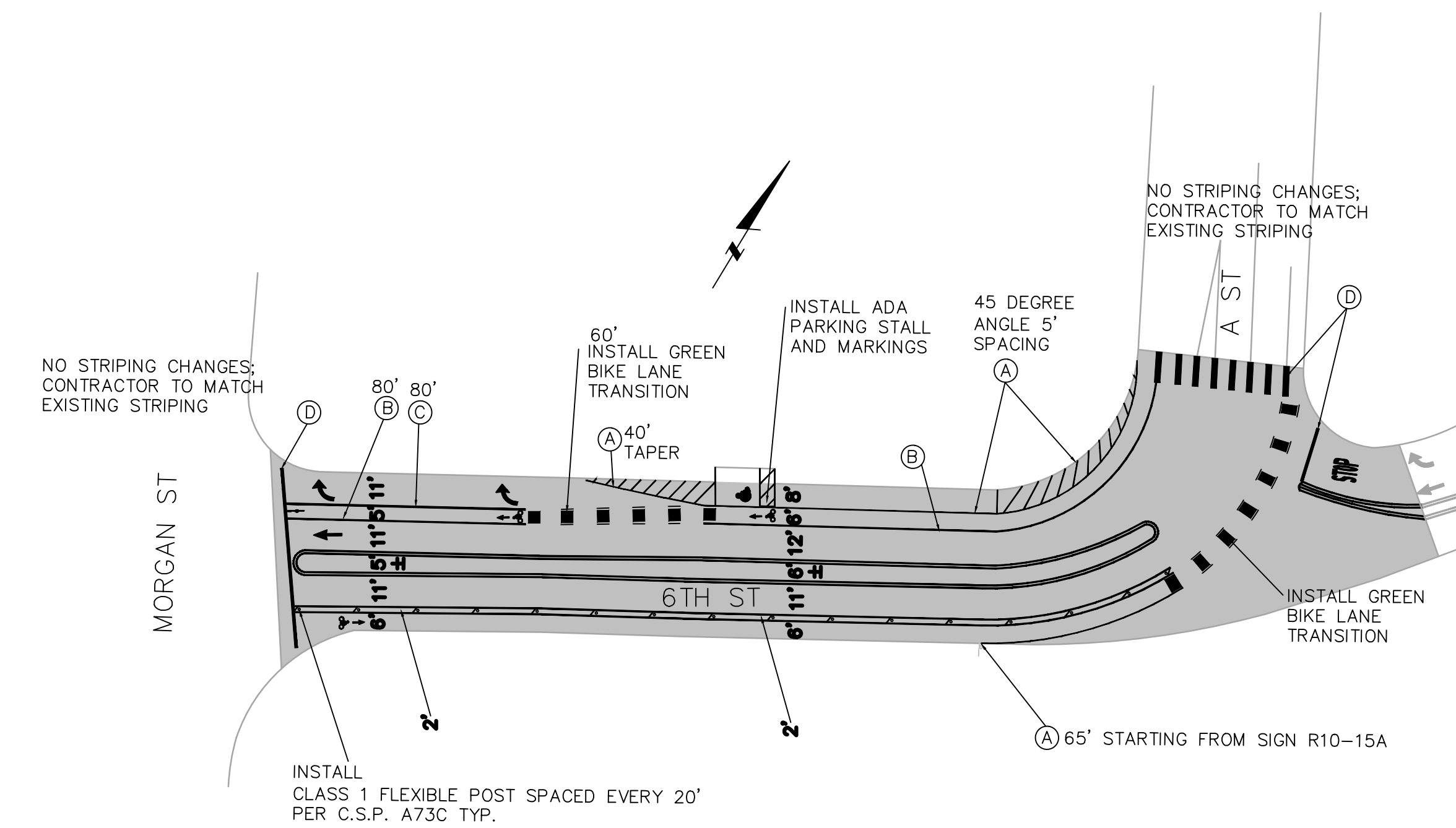
NO.	DATE	REVISION	BY

SCALE:	1:40	DATE:	JUL2023
DWN BY:	ATO	CHK BY:	MAV

City of Santa Rosa
**SANTA ROSA PAVEMENT
 MAINTENANCE 2023**
HEALDSBURG AVE, 10TH ST, 7TH ST



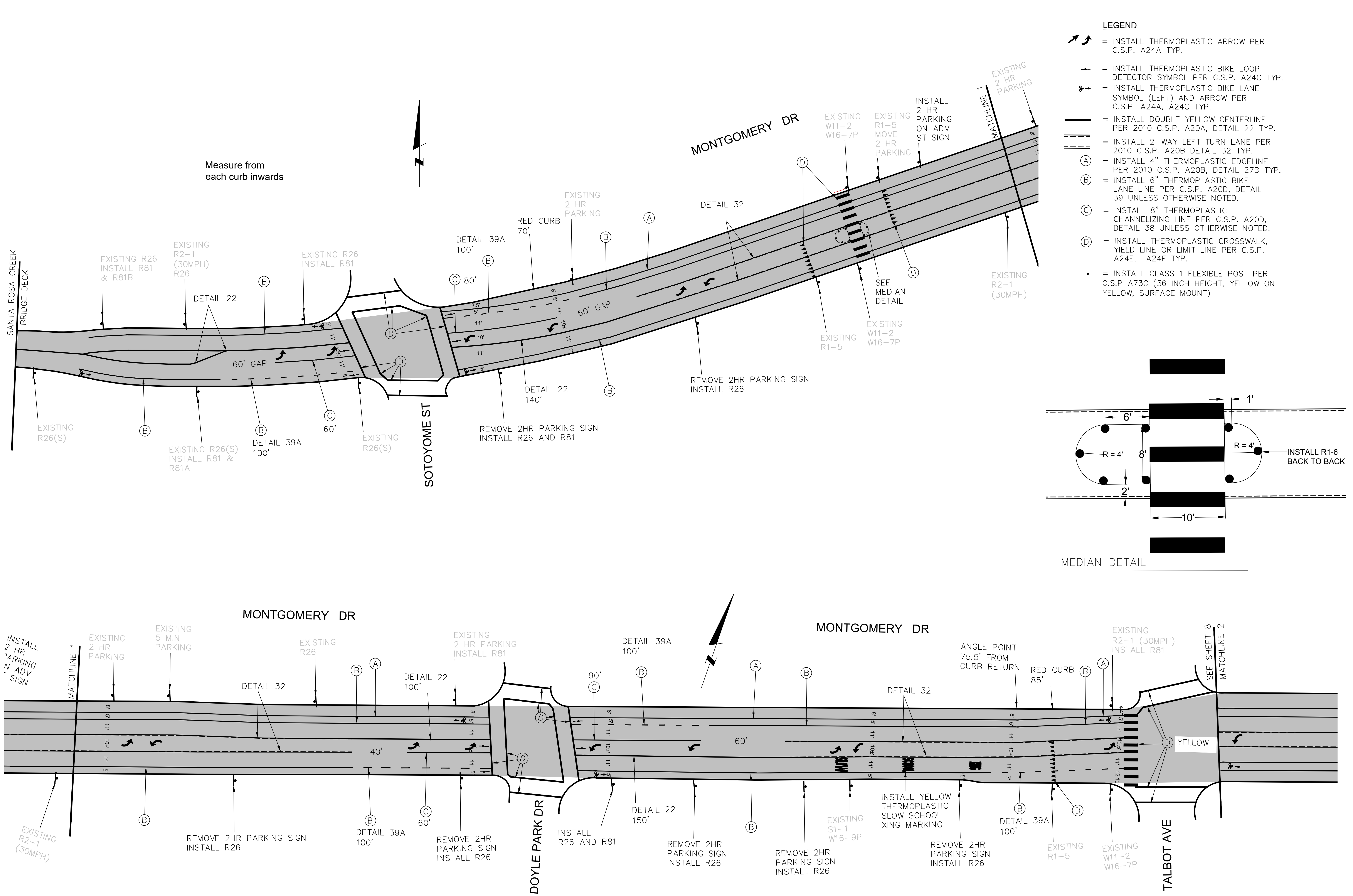
- LEGEND**
- = INSTALL THERMOPLASTIC ARROW PER C.S.P. A24A TYP.
 - = INSTALL THERMOPLASTIC BIKE LOOP DETECTOR SYMBOL PER C.S.P. A24C TYP.
 - = INSTALL THERMOPLASTIC BIKE LANE SYMBOL AND ARROW PER C.S.P. A24A, A24C TYP.
 - = INSTALL THERMOPLASTIC SHARED LANE MARKING SYMBOL PER C.S.P. A24C TYP.
 - = INSTALL DOUBLE YELLOW CENTERLINE PER 2010 C.S.P. A20A, DETAIL 22 TYP.
 - = INSTALL LANE LINE PER 2010 C.S.P. A20A, DETAIL 9 TYP.
 - (A) = INSTALL 4" THERMOPLASTIC RIGHT EDGELINE PER 2010 C.S.P. A20B, DETAIL 27B TYP.
 - (B) = INSTALL 6" THERMOPLASTIC BIKE LANE LINE PER C.S.P. A20D, DETAIL 39, 39A TYP.
 - (C) = INSTALL 8" THERMOPLASTIC CHANNELIZING LINE PER C.S.P. A20D, DETAIL 38, 38A TYP.
 - (D) = INSTALL 12" THERMOPLASTIC CROSSWALK OR LIMIT LINE PER C.S.P. A24E, A24F TYP.
 - (E) = INSTALL THERMOPLASTIC PAVEMENT MARKING PER C.S.P. A24C, A24D, A24E TYP.



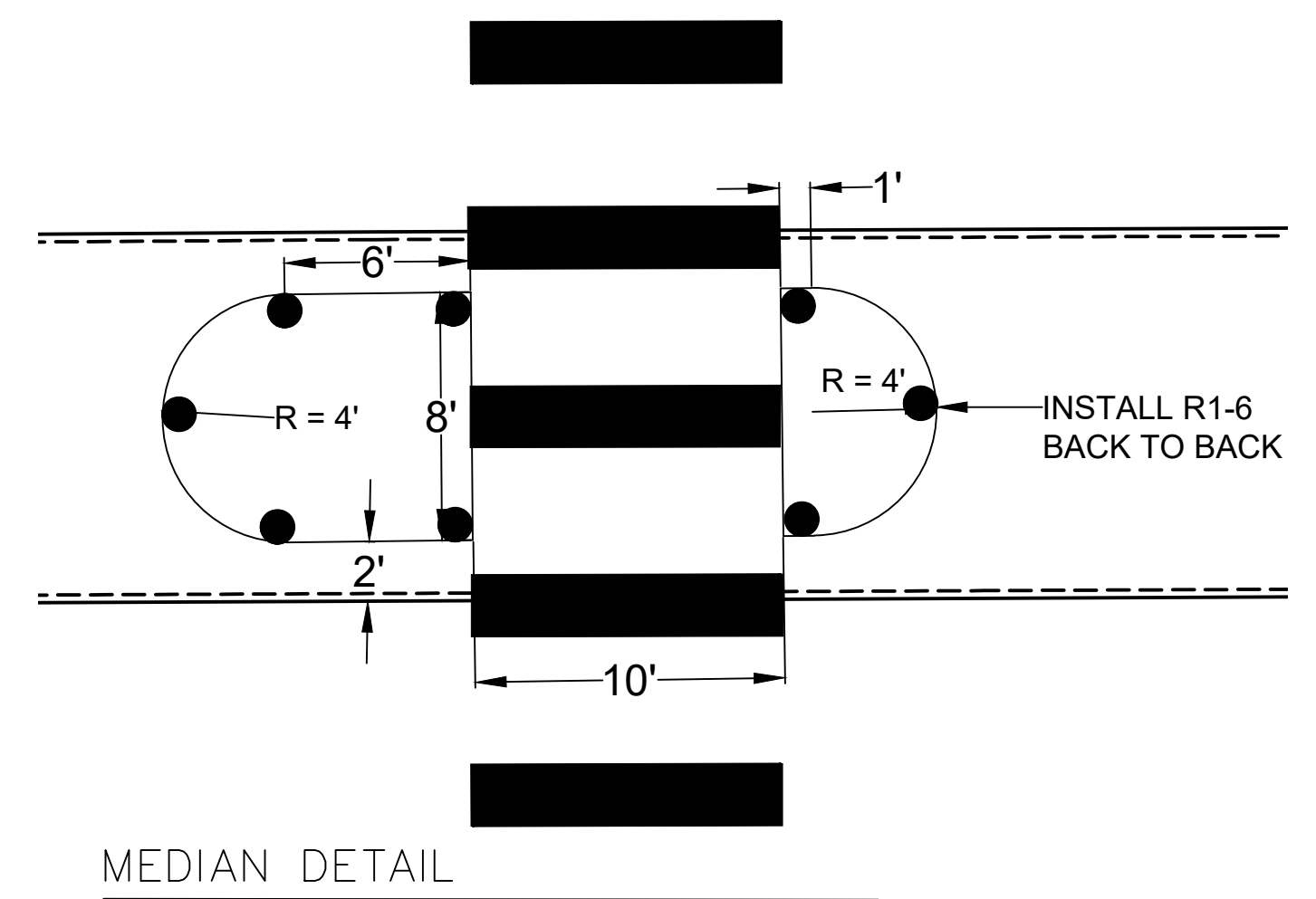
NO.	DATE	REVISION	BY

SCALE:	1:40	DATE:	JUL2023
DWN BY:	ATO	CHK BY:	MAV

City of Santa Rosa
SANTA ROSA PAVEMENT MAINTENANCE 2023
1ST ST, S A ST, 6TH ST



- LEGEND**
- = INSTALL THERMOPLASTIC ARROW PER C.S.P. A24A TYP.
 - = INSTALL THERMOPLASTIC BIKE LOOP DETECTOR SYMBOL PER C.S.P. A24C TYP.
 - = INSTALL THERMOPLASTIC BIKE LANE SYMBOL (LEFT) AND ARROW PER C.S.P. A24A, A24C TYP.
 - = INSTALL DOUBLE YELLOW CENTERLINE PER 2010 C.S.P. A20A, DETAIL 22 TYP.
 - = INSTALL 2-WAY LEFT TURN LANE PER 2010 C.S.P. A20B DETAIL 32 TYP.
 - (A) = INSTALL 4" THERMOPLASTIC EDGELINE PER 2010 C.S.P. A20B, DETAIL 27B TYP.
 - (B) = INSTALL 6" THERMOPLASTIC BIKE LANE LINE PER C.S.P. A20D, DETAIL 39 UNLESS OTHERWISE NOTED.
 - (C) = INSTALL 8" THERMOPLASTIC CHANNELIZING LINE PER C.S.P. A20D, DETAIL 38 UNLESS OTHERWISE NOTED.
 - (D) = INSTALL THERMOPLASTIC CROSSWALK, YIELD LINE OR LIMIT LINE PER C.S.P. A24E, A24F TYP.
 - = INSTALL CLASS 1 FLEXIBLE POST PER C.S.P. A73C (36 INCH HEIGHT, YELLOW ON YELLOW, SURFACE MOUNT)



NO.	DATE	REVISION	BY

DATE: MAR 2023
 CHK BY: MAV

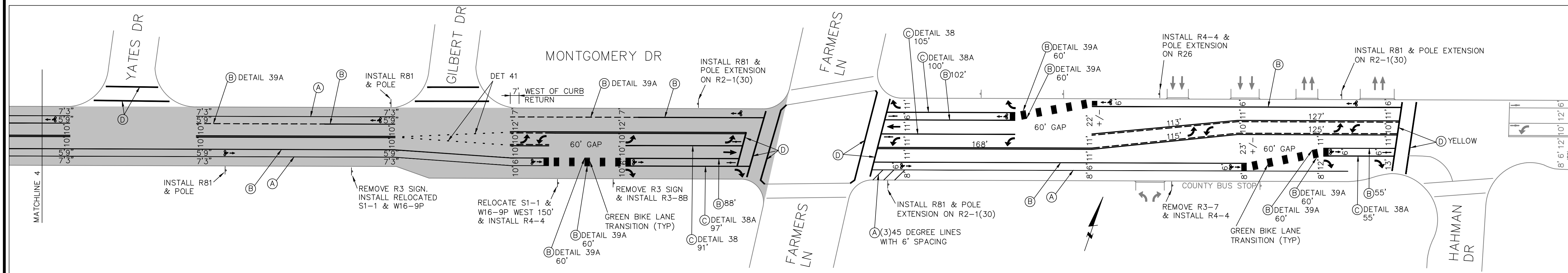
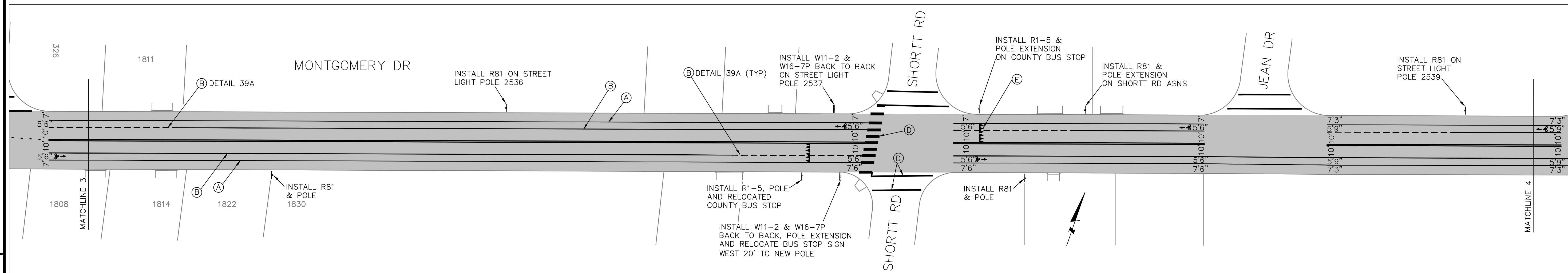
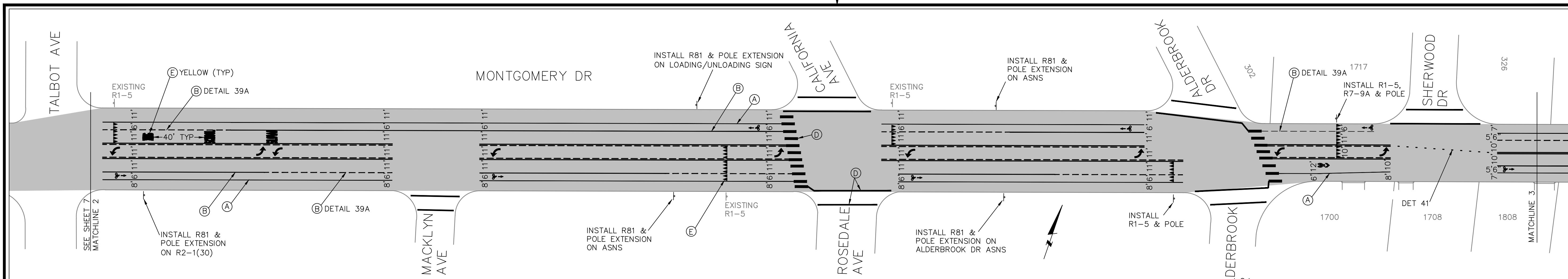
SCALE: 1"=30'
 DWN BY: MBH

City of Santa Rosa
SANTA ROSA PAVEMENT MAINTENANCE 2023
MONTGOMERY DRIVE
(SANTA ROSA CREEK TO TALBOT AVENUE)
 STRIPING PLAN

CONTRACT NO.
 C02424

SHEET 7 OF 8

FILE NO.



LEGEND

- = INSTALL THERMOPLASTIC TYPE I & TYPE IV ARROW PER C.S.P. A24A TYP.
- = INSTALL THERMOPLASTIC BIKE LOOP DETECTOR SYMBOL (LEFT FACING) PER C.S.P. A24C TYP.
- = INSTALL THERMOPLASTIC BIKE LANE SYMBOL (LEFT FACING) & ARROW PER C.S.P. A24A, A24C TYP.
- = INSTALL THERMOPLASTIC SHARED LANE MARKING SYMBOL PER C.S.P. A24C TYP.
- = INSTALL DOUBLE YELLOW CENTERLINE PER 2010 C.S.P. A20A, DET. 22 TYP.
- = INSTALL 2-WAY LEFT TURN LANE PER 2010 C.S.P. A20B DETAIL 32 TYP.
- (A) = INSTALL 4" THERMOPLASTIC RIGHT EDGELINE PER 2010 C.S.P. A20B, DETAIL 27B TYP.
- (B) = INSTALL 6" THERMOPLASTIC BIKE LANE LINE PER C.S.P. A20D, DETAIL 39 TYP. (UNLESS NOTED)
- (C) = INSTALL 8" THERMOPLASTIC CHANNELIZING LINE PER C.S.P. A20D, DETAIL 38 TYP. (UNLESS NOTED)
- (D) = INSTALL 12" THERMOPLASTIC CROSSWALK OR LIMIT LINE (WHITE UNLESS NOTED) PER C.S.P. A24E TYP.
- (E) = INSTALL THERMOPLASTIC PAVEMENT MARKING (WHITE UNLESS NOTED) PER C.S.P. A24C, A24D, A24E TYP.
- ↑ = INSTALL SIGN
- = SLURRY PROJECT LIMITS

City of Santa Rosa		DATE: JUNE 2023	CHK BY: MAV
SANTA ROSA PAVEMENT MAINTENANCE 2023		SCALE: 1"=40'	DWN BY: SE
MONTGOMERY DRIVE (TALBOT AVENUE TO HAHMAN DRIVE)		STRIPING PLAN	
CONTRACT NO. C02424	SHEET 8 OF 8		
FILE NO.	NO.	DATE	REVISION
			BY