

Court Zone
Active zone for additional team sports and fitness.

Picnic Area / Beat the Heat
Large shade structure and tree canopies providing a shaded picnic zone. The shelter cantilevers over the lawn creating a bandshell and shaded stage area underneath.

Front Porch
Retain existing colonnade of trees and develop picnic area and porch swings underneath.

Heart of The Park
Flexible gathering area for community events large and small.

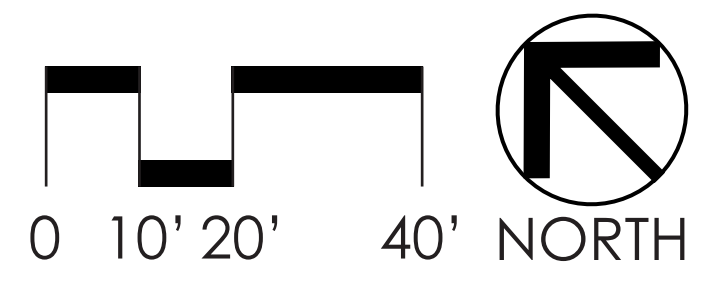
Play Zone
Highly visible from fields and heart of the park. Age separated themed play areas.

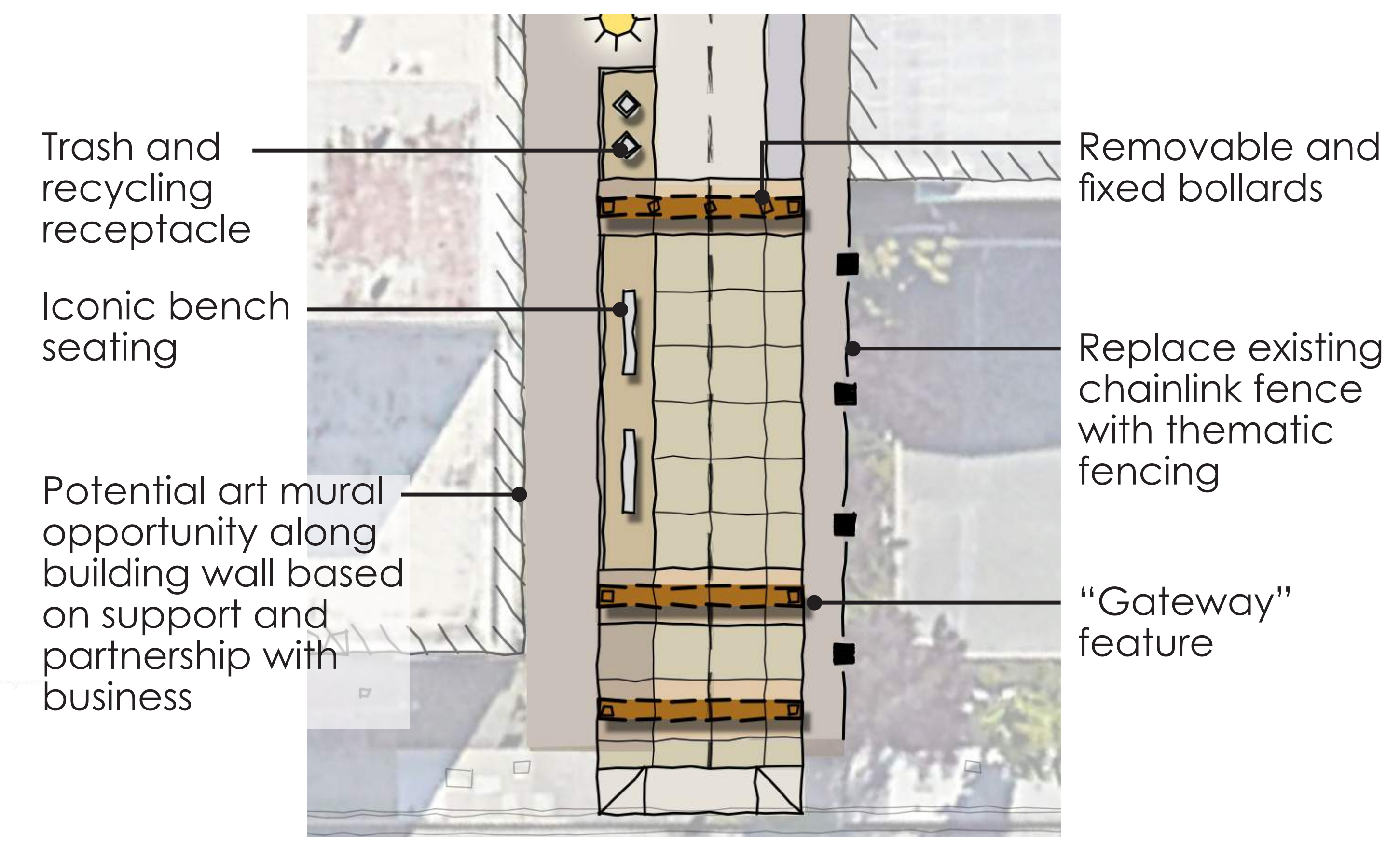
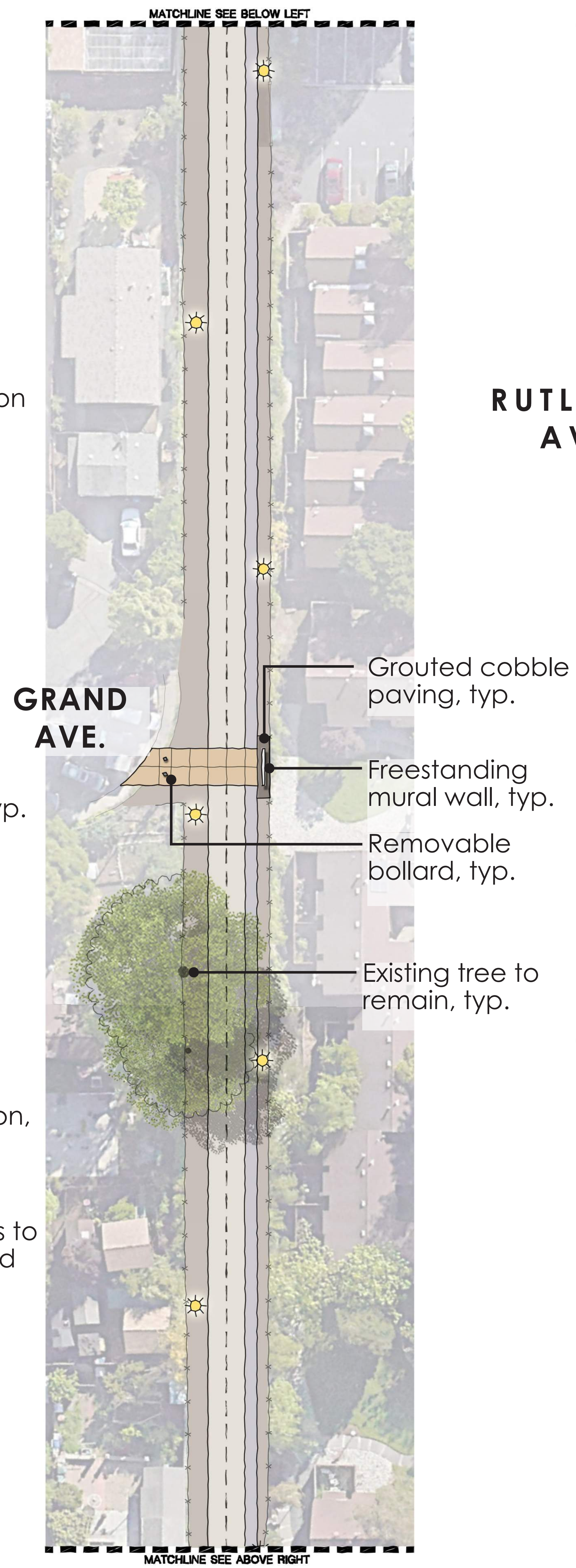
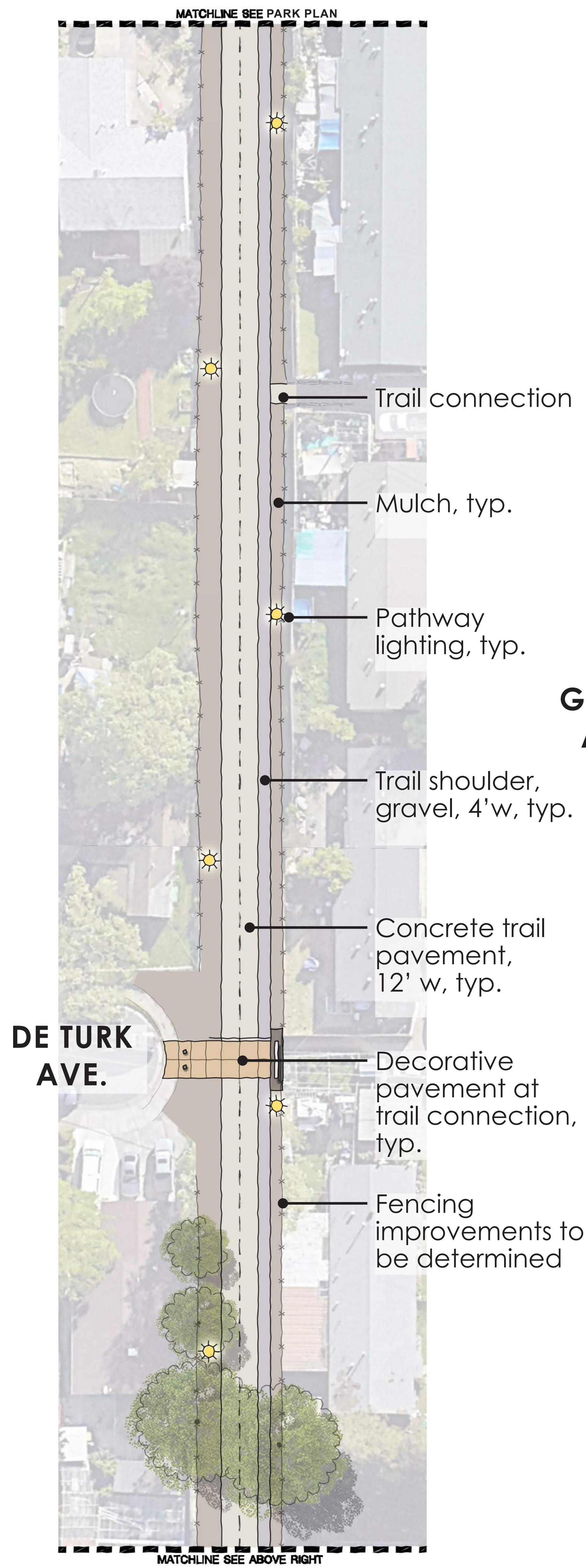
History Walk
Pathways directly adjacent to the preschool would include MLK interpretive elements.

Drop-off Zone
Provide seating with shaded trees.

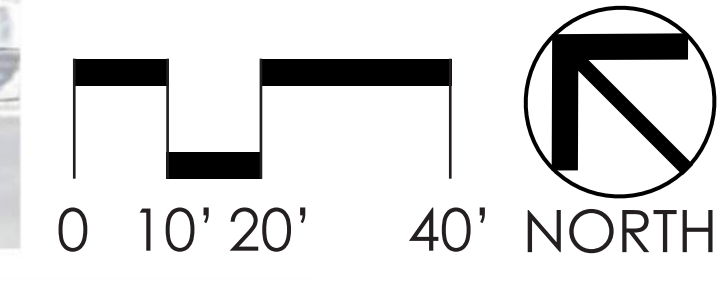
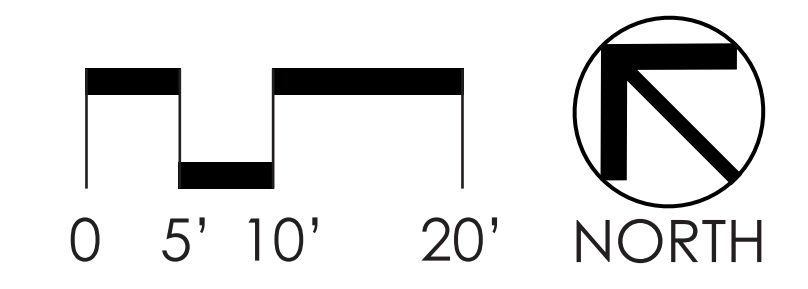
LEGEND

- | | | | | |
|---------------------------------|------------------------------------|---|----------------------|----------------------------|
| ① Bicycle access ramp | ⑦ Spectator seating | ⑬ Porch swings | ⑱ Sloped seating | ⑳ Raised crosswalk |
| ② Park entry node | ⑧ Equipment storage zone | ⑭ Youth play area | ⑲ Fitness cluster | ㉑ Court and field lighting |
| ③ Maintenance/ emergency access | ⑨ Perimeter walking loop | ⑮ Tot play area | ㉒ Futsal court | |
| ④ Bench, typical | ⑩ New tree, typical | ⑯ Synthetic turf field 70 yds x 110 yds | ㉓ Basketball court | |
| ⑤ Player seating | ⑪ Existing tree to remain, typical | ⑰ Educational / planting (drought tolerant, pollinator, etc.) | ㉔ Trail access node | |
| ⑥ Class I multi-use path | ⑫ Picnic table, typical | | ㉕ Park monument sign | |





TRAIL ENTRY ENLARGEMENT



MASTER PLAN – TRAIL

MARTIN LUTHER KING JR. PARK AND TRAIL MASTER PLAN